

# 95 PHONICS CORE PROGRAM™



## 2021/2022 RESULTS - GRADES K-2

### PROGRAM DESCRIPTION

The 95 Phonics Core Program (95PCP) adds an explicit phonics strand to the daily Reading Block to ensure that all K-3 students receive consistent evidence- and research-based phonics instruction to improve outcomes. The program is designed to accommodate both in-person and remote learning.

### SCHOOL DESCRIPTION

LOCATION: Missouri

GRADES: K-2

SIZE: 3,257 Students

DEMOGRAPHICS: 75% White |  
23% Low Income | 9% EL | 12% SPED

### STUDY DETAILS

Sixteen schools in the district were paired by Spring 2021 ELA scores and then **randomly assigned** to treatment and control groups.

#### TIER 1 LITERACY CURRICULUM

Core: ReadyGEN

Supplemental:

- **95 Multisyllable Routine Cards**
- Reading A-Z
- Heggerty Bridge the Gap
- Phonics First and other materials

CONTROL  
GROUP

#### CHANGES TO LITERACY TOOLKIT

Added: **95 Phonics Core Program**

Removed: ReadyGEN phonics strand

TREATMENT  
GROUP

#### ACADIENCE READING

Acadience Reading K-6 was conducted at the beginning and end of the 2021-2022 school year.

ASSESSMENT

Analysis used a three-level hierarchical linear regression model, (students in classrooms) controlling for gender, ELL, and SPED. See the executive summary for more details.

### COMPARING RESULTS

From Fall 2021 to Spring 2022, students using **95 Phonics Core Program** showed **higher gains on Acadience Reading than the control group** in all three grades.

While 2014-15 study on ReadyGEN showed growth for first graders on Terranova assessments, it **did not have a control group** to provide ESSA-level evidence for any grades K-2.

Grade	ReadyGEN	95PCP
Kindergarten		
First		
Second		

No evidence Limited evidence Strong evidence



For more information about the 95 Phonics Core Program, this study or other products, contact [info@95percentgroup.com](mailto:info@95percentgroup.com)



Learning Experience Design (LXD)  
Research & Consulting  
a division of Charles River Media Group, LLC

### EDUCATOR VOICES

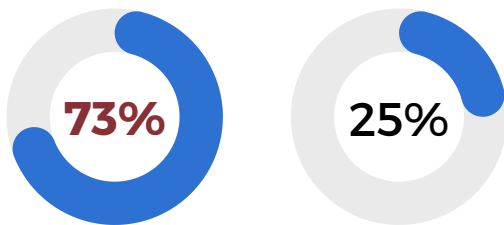
"I think it's giving everybody a common language and I've just seen a lot of growth in my struggling readers this year with spelling."

"We're ending with reading levels almost higher than I've ever seen. They're applying or learning to books or it's coming through in their writing as well."

"There are certain things they love! They love the word sorts, you know, they love the pictures, and they love the word chains. Oh my gosh. My kids love the word chains."

### Observers would notice...

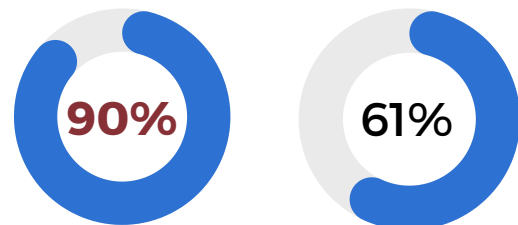
#### SKILL APPLICATION



#### 95 PERCENT GROUP COMPARISON

95 Percent Group teachers lead students in skill application during 73% of the lesson compared to only 25% in the comparison classrooms.

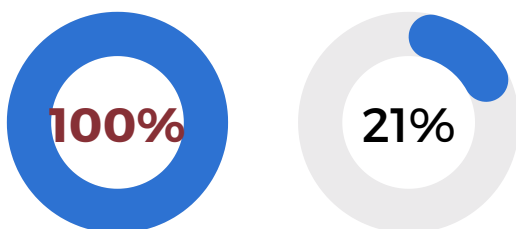
#### STUDENT ENGAGEMENT



#### 95 PERCENT GROUP COMPARISON

95 Percent Group classrooms had most of the students on task during the lesson compared to 61% in the comparison classrooms.

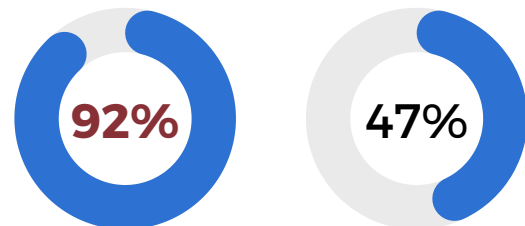
#### LESSON CLARITY



#### 95 PERCENT GROUP COMPARISON

95 Percent Group had 100% of classrooms where the lesson number was clear compared to 21% in the comparison classrooms.

#### STUDENT INDEPENDENCE



#### 95 PERCENT GROUP COMPARISON

95 Percent Group had 92% of classrooms where most of the students prepared without help for each lesson segment compared to 47% in the comparison classrooms.

## QUOTES FROM LITERACY COACHES

### READYGEN ONLY

*"There's not a whole lot of background [phonics] information for the teacher, and there's not a whole lot to pull from as far as like a script or anything like that. So when you think about like the Science of Reading and teaching students how to learn, how to read, it's kind of like figuring it out. So it's been a little bit of a struggle."*

### READYGEN + 95PCP

*"The Phonics Core Program has really been a great supplement because ReadyGEN was definitely lacking in [phonics] and it's what the kids and the teachers needed. That's been the missing link for sure."*

## RESULTS FROM RIGOROUS STATISTICAL MODELS


**Models accounted for known differences that could impact outcomes (statistical controls).**

-  **Classrooms**
-  **Gender, EL & SPED**
-  **SOR Training**
-  **BOY Benchmark Level**

**Adding 95 Phonics Core Program boosted gains for all grades.**

Grade	Gains on Composite	Gains on Subtests
Kindergarten	+	+
First	→	+
Second	+	+

 Similar gains

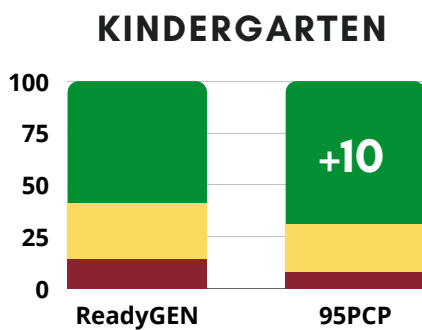
 95PCP higher gains

## A CLOSER LOOK AT STUDENTS WHO WERE BELOW BENCHMARK IN FALL 2021

A strong Tier 1 phonics program benefits all students and may particularly benefit students who start the school year Below Benchmark on their universal screener. These students may or may not qualify for Tier 2 supports and therefore not receive differentiated instructional time or materials due to resource constraints. Systematic, explicit instruction could help boost students who are Below Benchmark into At/Above Benchmark categories after just a few months of whole-group lessons. This page examines this group of students, along with the At/Above students (who should remain in this category), from each grade in the study.

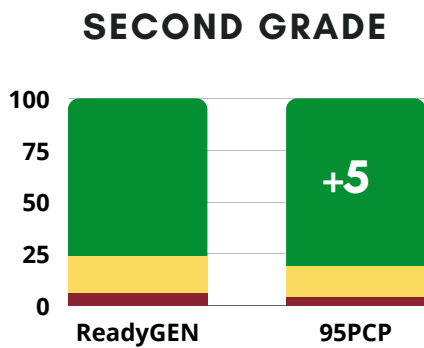
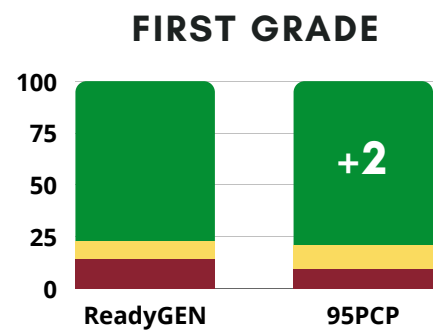
### Results from replacing ReadyGEN phonics with 95PCP can be noticed through the percentage of students who advance to At/Above Benchmark.

(The % who remained At/Above Benchmark is included in graphs below.)



Composite Level at EOY (Overall Reading)

- At/Above
- Below
- Well Below



Percent of Students At/Above Benchmark at the End of the Year

Grade	Comparison	Treatment
K	59%	69%
1	77%	79%
2	76%	81%

% out of all students Below or At/Above Benchmark at BOY

### ANALYSIS DESCRIPTION

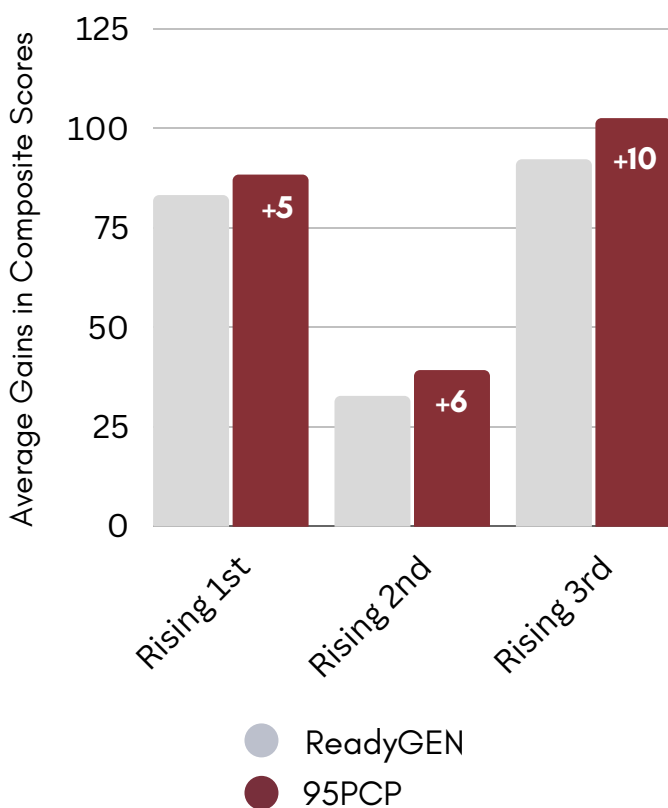
Fall 2022 scores were compared to Fall 2021 to understand how gains from the first year were sustained over the summer. (Students who attended summer school were excluded.) This final assessment period allows for the comparison of 2,677 students using 95 Phonics Core Program to the control group using Acadience Reading for all three grades, now described as Rising 1st, Rising 2nd, and Rising 3rd.

### Results from adding 95PCP to ReadyGEN are noticed using composite score gains and percent of students At/Above Benchmark.

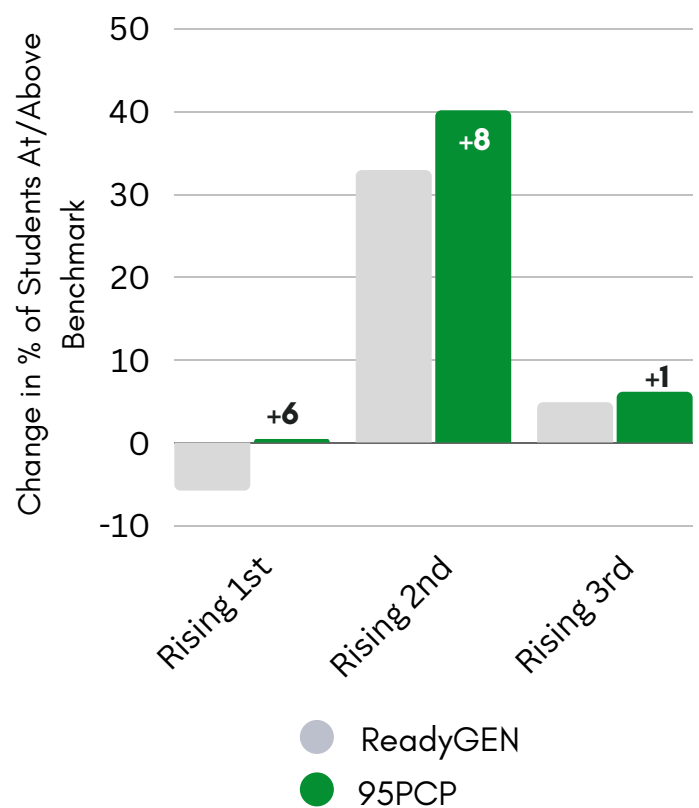
In terms of gains, all grades earned at least 5 additional points on the reading composite score from Fall 2021 to Fall 2022 using 95PCP.

In terms of having more students At/Above Benchmark at the start of the year, all grades with 95PCP outperformed other schools. Rising 1st reduced the proportion of students ready for first grade, while 95PCP schools stayed steady.

**Gains on Composite Scores from Fall 2021 to Fall 2022**



**Change in % of Students On/Above Benchmark from Fall 2021 to Fall 2022**



For more information about the 95 Phonics Core Program, this study, or other products, contact [info@95percentgroup.com](mailto:info@95percentgroup.com)



Learning Experience Design (LXD)  
Research & Consulting  
a division of Charles River Media Group, LLC