

95 PERCENT GROUP LLC PORTFOLIO STUDY

ESSA
Level 3
Evidence

95 PHONICS CORE PROGRAM™ & PHONICS CHIP KIT™

20-21/21-22 RESULTS - SECOND & THIRD GRADE

PROGRAM DESCRIPTION

The 95 Phonics Core Program adds an explicit phonics strand to the daily Reading Block to ensure that all K-3 students receive consistent evidence- and research-based phonics instruction to improve outcomes. In this study, schools aligned instructional routines and terminology across tiers by also using the Phonics Chip Kit (PCK) for their small group (Tier 2) structured literacy support.

SAMPLE DESCRIPTION

LOCATION: Wicomico County, Maryland

GRADE: Second and Third Grade

SIZE: 1,503 students

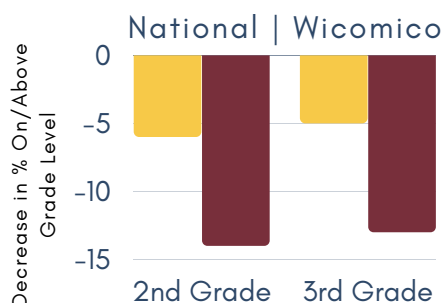
DEMOGRAPHICS:

- 36% Black/African American
- 10% SPED
- 10% ELL
- 68% Economic Disadvantage

OPPORTUNITY GAP

[National reporting](#) that measured the opportunity gap from before the pandemic to Fall 2021 shows a slight dip in students on grade level. For Wicomico, the loss was 2-3x greater than the national average (8-point difference for each grade).

Difference between Historical Fall & Fall 2021



Wicomico leaders knew they needed a stronger phonics approach for 2021-2022.

CHANGE IN LITERACY TOOLKIT

2020-2021

LITERACY CURRICULUM - REMOTE

- **Tier 1:** County-created curriculum and teacher-created materials
- **Tier 2/3:** iReady lessons (digital)

2021-2022

NEW LITERACY TOOLKIT - IN PERSON Tier 1

Knowledge: County-created curriculum

Phonics: 95 Phonics Core Program

Tier 2: Phonics Chip Kit

ASSESSMENT

READING DIAGNOSTIC

i-Ready® Diagnostic reading assessment was conducted at the beginning, middle, and end of each school year (2020-2021, 2021-2022).



For more information about the Phonics Core Program or other 95 Percent Group products contact info@95percentgroup.com

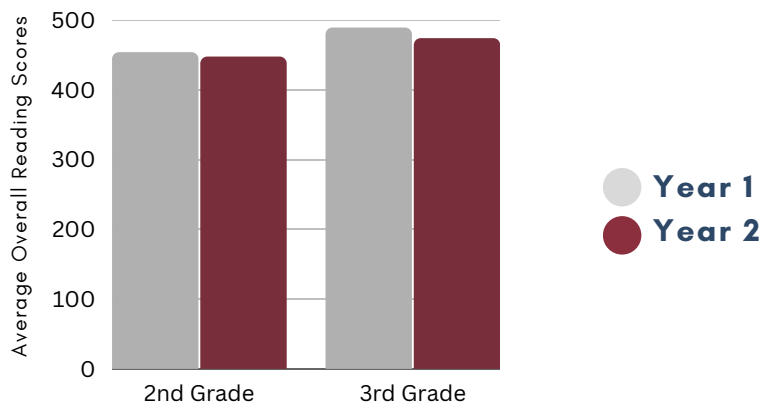


Learning Experience Design (LXD)
Research & Consulting
a division of Charles River Media Group, LLC

COMPARING YEAR 1 TO YEAR 2

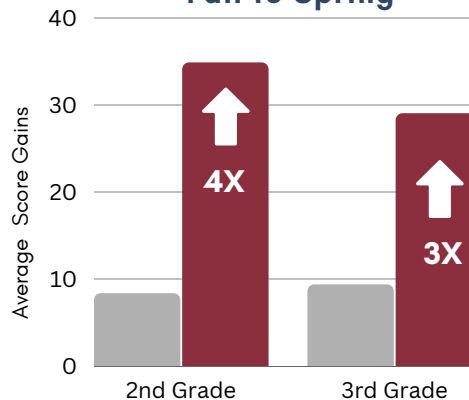
At the start of each year, students in each grade had similar overall reading scores on iReady.

Fall iReady Overall Reading Scores



Students engaged using 95 Phonics Core Program in Year 2 saw higher gains than students in Year 1 (8 pts. vs. 35 pts. in Grade 2, and 9 pts. vs. 29 pts. in Grade 3).

iReady Overall Reading Scores Growth Fall to Spring

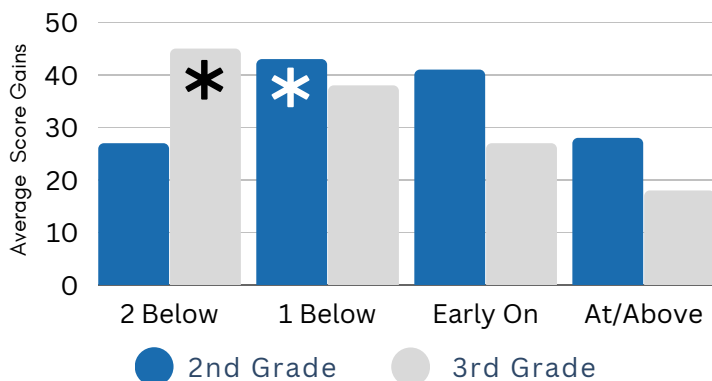


Grade 2: $t(732) = 6.4, p < .001$, Cohen's D Effect Size = 0.47
 Grade 3: $t(767) = 5.0, p < .001$, Cohen's D Effect Size = 0.37

YEAR 2 GROWTH CHANGED STUDENT TRAJECTORIES

Second graders who started 1 Grade Below and third graders who started 2 Grades Below made more progress on iReady Reading scores than all other students in their grade, helping them **close their reading gaps**.

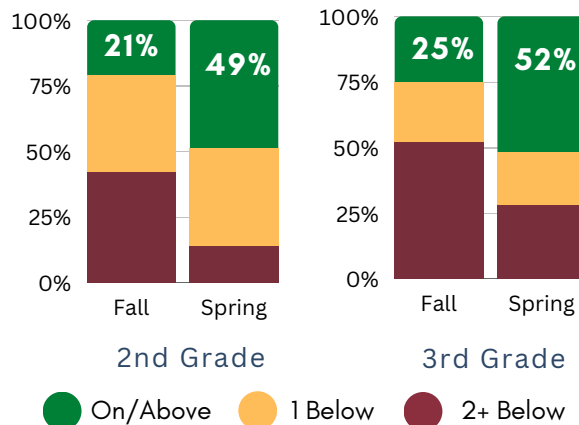
Fall 21 to Spring 22 Gains by BOY Level



Grade 2: $t(355) = 2.2, p = .03$, Cohen's D Effect Size = 0.23
 Grade 3: $t(375) = 4.4, p < .001$, Cohen's D Effect Size = 0.38

The percentage of students described as **On or Above Benchmark** on iReady **more than doubled from Fall to Spring** using the 95 Phonics Core Program.

Benchmark Status Fall 21 to Spring 22



For more information about the PA Lessons, this study or other products, contact info@95percentgroup.com



Learning Experience Design (LXD)
 Research & Consulting
 a division of Charles River Media Group, LLC